



BHARTIYAM
INTERNATIONAL SCHOOL

Discover beyond ordinary...




SUMMER



HOLIDAY


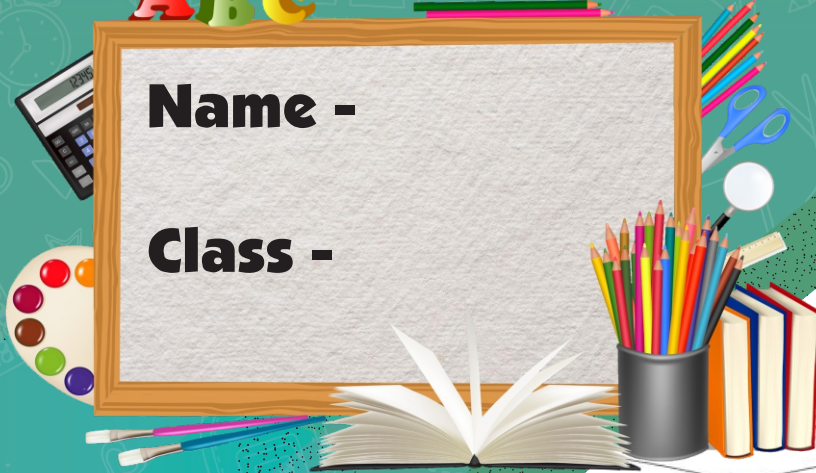
HOMework



ABC

Name -

Class -



Dear Students

It was good to have you all back in school in April this year after your previous year examinations . I am sure you too were happy to be with your friends and teachers.

Now, the summer vacations are here, so relax and enjoy yourself. Spend time playing games with your family members, listening to stories from your grandparents, reading story books, cleaning up your room, or taking up a hobby- be it cycling, swimming, playing cricket or skating!

We would also like all of you to spend some time every day to revise the concepts done in different subjects. A few worksheets for each subject have been prepared for you, which will help you to do the same. Try to complete them independently, as far as possible. Take help from your parents/ siblings only when required. We hope you will have fun doing them.

This may require you to collect information, pictures and present them in an attractive way. Be at your creative and innovative best while making the projects!

Stay safe. Stay healthy.

LIFE SKILL

“Summer vacation is a perfect time to escape reality and enter a world of adventure.”

Kindly **choose any three** activities from below and do as per instructions:

1. Father’s day special- In everybody’s life, the father is the first teacher who teaches us about good and evil. Prepare a surprise card for your father and paste the card and the memorable picture showing how you celebrate this day.
2. A healthy body helps us to keep a healthy mind. Paste picture of different postures of Surya Namaskar performed by you to keep yourself healthy and describe how they benefit us.
3. Summer vacations are much awaited time to explore some new places, spending time with family, friends and close ones. Paste pictures with them and share your experience.
5. Community helpers work together to make a community a better place for everyone. Paste pictures of different community helpers you came across during this summer vacation and share your experience that how they help you.
6. Let us take the lead and be safe. Please keep a note and write down all the emergency numbers like Child helpline, Fire brigade, Ambulance, Police, Women helpline.


NOTE: Make a colourful scrapbook using A4 sheets for doing above mentioned work.

Key points for making scrap book:

- Make an attractive cover page of scrap book indicating your name, class and subject.
- Second page should contain the name of topic.



1. Solve the given crossword.



ACROSS

- 1. opposite gender of nun
- 4. masculine gender for authoress
- 6. opposite gender of lady
- 9. masculine gender of manageress
- 11. female gender of host
- 13. feminine gender of waiter

DOWN

- 1. opposite gender of master
- 2. masculine gender of wife
- 3. male gender of widow
- 5. male gender of niece
- 7. opposite gender of millionaire
- 8. masculine gender for spinster



14. opposite gender of headmistress

16. male gender of bride

19. opposite gender of hero

10. female gender of actor

12. female gender of lad

15. opposite gender of sir

17. female gender of murderer

18. male gender of aunt

Q2. Countable and uncountable noun



Countable Nouns

Uncountable Nouns



Q2. Guess who am I? Write my opposite gender.

Hint box: concertmaster, author, headmaster, master, uncle,
waitress, administrator, sir master, window, man

I am masculine.
I am in charge of a school.
Who am I?

My opposite gender is

I am feminine.
People in an orchestra follow me.
Who am I?

My opposite gender is

I am masculine.
This is a title to show respect.
Who am I?

My opposite gender is

I am masculine.
I am your parent's brother.
Who am I?

My opposite gender is

I am feminine.
I have devoted my life to the church.
Who am I?

My opposite gender is

I am feminine.
I work in a restaurant.
Who am I?

My opposite gender is

I am masculine.
I am the leader in an office.
Who am I?

My opposite gender is

I am masculine.
I control the servants in my house.
Who am I?

My opposite gender is



Q4. Sort the following nouns into categories by placing them in the table below.

Hint Box

trust	Shruti	table	teacher
pile	friendship	bunch	The Ganga
Taj Mahal	pride	Delhi	books
bouquet	herd	wisdom	freedom
toy	bag	Mr. Pal	boy
box	The Himalayas	hope	Rudrapur
Raghu	love	pencil	care

Common Nouns	Proper nouns	Collective Nouns	Abstract Nouns

निम्नलिखित गद्यांश को पढ़कर प्रश्नों के उत्तर दीजिए-

वृक्ष प्रकृति की शोभा है। यह हमारे प्राणदाता है क्योंकि यह हमें ऑक्सीजन और फल-फूल देते हैं। पेड़ हमारे जीवन में भोजन और पानी की तरह ही महत्वपूर्ण है। यह पक्षियों के शरण स्थल है। वृक्षों की हरियाली आँखों को सुख देती है। इनसे जलवायु के ताप में कमी आती है। यह बाढ़ को रोकते हैं तथा मिट्टी को कटने से बचाते हैं। पेड़ धरती पर बारिश का साधन होते हैं क्योंकि यह बादलों को आकर्षित करते हैं और अंत में बारिश लाते हैं वृक्षों। से हमें अनेक लाभ हैं। इनकी जड़, छालगू, दा, फल, फूल, पत्ते, रस, गोंद- सभी हमारे काम आते हैं परंतु हम लोभ वश इन्हें हरा ही काट डालते हैं। इस लोभ ने हमें इस कदर अंधा कर दिया है कि हम हिमालय, विंध्याचल, सतपुड़ा आदि के जंगल अंधा-धुंध काटते जा रहे हैं। इस प्रकार हम अपने ही पैरों पर कुल्हाड़ी मार रहे हैं। अतः हमारा कर्तव्य है कि हम इन पेड़ों को बचाएँ और अपने जीवन में कम से कम पाँच पेड़ अवश्य लगाएँ।

1. वृक्ष हमारे प्राणदाता क्यों हैं

2. वृक्ष किसे रोकते तथा किससे बचाते हैं ?

? और क्यों ? वृक्ष किसका साधन हैं .3

4. वृक्षों के प्रति हमारा क्या कर्तव्य है ?



मेरी कलम से !

अब तक मैंने नए शब्द सीखे

हिंदी की कक्षा में मैंने पाठ पढ़े

पढ़े हुए पाठों से हमने सीखा



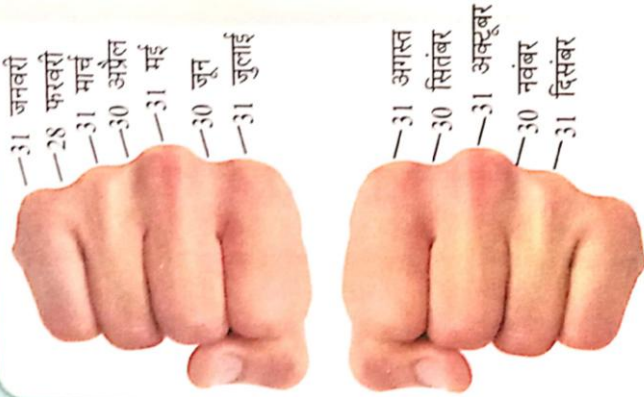
आओ कुछ नया करें!

1. अपने परिवार के सदस्यों के जन्म का दिनA दिनांक आदि पता करके ,महीना ,4 में teehs लिखिए।



मज़े-मज़े में

अपने दोनों हाथों की मुट्ठियाँ बंद करें। चित्र में दिए निर्देश अनुसार जनवरी से दिसंबर तक महीनों के नाम गिनें। जो महीने अँगुली के हड्डी वाले भाग पर आएँगे, उनमें 31 दिन और जो दो हड्डियों के बीच वाले भाग पर आएँगे, उनमें 30 दिन होंगे।



बात पते की

- 1 मिनट में 60 सेकेंड होते हैं।
- 1 घंटे में 60 मिनट होते हैं।
- 1 दिन में 24 घंटे होते हैं।
- 1 सप्ताह में 7 दिन होते हैं।




बूझो तो जानें

हिंदी का ऐसा कौन-सा वर्ण है जो ग्यारह से अठारह तक की हिंदी की गिनती में आता है?



1. Kavya has 5-digit cards. She has to make the smallest and the largest 5-digit numbers using these digit cards. Help her to find the sum of these two numbers.



a) Largest 5-digit number = _____

b) Smallest 5-digit number = + _____

Sum _____

2. Observe the pattern and fill in the blanks.

a) 656710 , 656810 , 656910 , _____ , _____

b) 102345 , 103345 , 104345 , _____ , _____

3. The area pin code of Mr. Paul's home address is 7 9 0 0 8 6. Write the number in:

a) words: _____

b) expanded form: _____

4. Follow the instructions to answer the questions. Write any 6-digit number that has

a) The smallest odd number in the ones place _____

b) 5 in the thousands place _____

c) 0 in the hundreds place _____

d) The digit in the ten thousands place is the smallest even number _____

e) The greatest 1-digit number in the tens place _____

f) The digit in lakhs place is double the digit at ten thousands place _____

5. Write the sum of the place values of 2 in each number.

a) 2,48,213 _____

b) 9,17,252 _____

6. Write the difference between the place values of 5 in each number.

a) 54,225 _____

b) 5,86,528 _____

7. Search for twelve multiplication facts in the grid which can be found across, backward, up or down. Circle them and write them in the lines given below the grid. One has been done for you.

2	12	24	3	3	10	11	25	61	2
0	48	6	8	71	21	8	108	39	14
4	15	28	12	52	3	2	9	32	28
51	5	63	56	99	7	2	12	8	5
32	75	7	10	6	60	0	67	4	13
1	13	8	104	18	59	38	72	8	9
16	91	35	15	23	19	14	80	1	83
4	17	30	9	9	81	16	11	7	77

Multiplication Facts: -

a) _____

g) _____

b) _____

h) _____

c) _____

i) _____

d) _____

j) _____

e) _____

k) _____

f) _____

l) _____

8. Write the greatest and the smallest numbers using all digits.

DIGITS	GREATEST	SMALLEST
i) 3, 7, 4, 0, 2, 6		
ii) 1, 9, 1, 2, 9, 8		
iii) 9, 8, 1, 9, 1, 1		

Smallest 6-digit number = 1, 00,000
 Largest 6-digit number = 9, 99,999



Roman numerals are written as combinations of the seven letters below. They usually are written as capital letters because they are easier and less confusing to read.

➤ If smaller numbers follow larger numbers, the numbers are added.

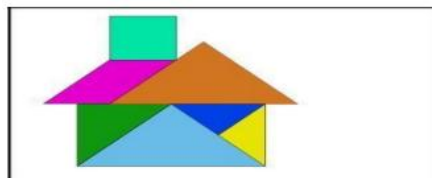
➤ If a smaller number precedes a larger number, the smaller number is subtracted from the larger number.

Roman Numerals	
I = 1	C = 100
V = 5	D = 500
X = 10	M = 1,000
L = 50	

9. Change the following from Arabic to Roman and from Roman to Arabic numerals:

- | | | | | | |
|-------------|---|-------|-----------|---|-------|
| i) 59 | = | _____ | iv) LXIX | = | _____ |
| ii) 88 | = | _____ | v) CCXLVI | = | _____ |
| iii) CXLVII | = | _____ | vi) 519 | = | _____ |

10. Make a tangram using different geometrical shapes using origami paper and paste that shape on an A-4 size coloured sheet.



11. Take an old calendar. Cut out any 6-digits from it and paste it on an A-4 size sheet. Form the smallest and the greatest 6-digit number, using each digit once and write the numbers so formed on that sheet only.



12. **PALINDROME NUMBERS:** A palindrome is a word or a phrase that reads the same backward as forward. For example, the word “MADAM” or “NURSES RUN” are palindromes. Similarly, numbers can make palindrome, for example, the number 2662 is palindrome. Make 5-5 palindrome numbers containing 5 and 6 digits.

5- digit numbers	6- digit numbers

13. Draw Indian Number System on A4 sheet with example. (Roll no -1 to 12)

14. Draw International Number System on A4 sheet with example . (Roll no 13 to 22)

Activity-1 Save our Mother Earth

The World Environment Day is observed every year on 5th June. It is celebrated across the world to raise an awareness and describe the importance of Mother Nature. World environment Day was established in 1972 by UN General Assembly at the time of Stockholm conference. This was the world's first conference to make an environment protection, a major issue. World Environment first celebrated in the year 1974.

It is the heigh time that suitable initiatives must be taken on the urgent basis. Now it is alarming for all of us to take care of the mother Earth and its resources.

So dear children let's take a small step to save the resources of the Mother Earth.

1-Make a folder for keeping your important circulars or worksheets using your old note book's cover or wedding card or any cardboard available at home. Cover it with jute/cotton/handmade sheet. Write a message/quote on the front cover in support for , 'Save Energy'.

Activity-2 Pedigree Chart or My Family Tree

Make a family tree with the help of natural leaves on a A3 sheet and paste pictures of your family members of different generation.

Note - An example has been given below



Activity-3 Chew it or Chew it well.

- ❖ Take a piece of bread or roti or some cooked rice.
- ❖ Put it in your mouth, chew three to four times and swallow it.
- ❖ Did the taste change as chewed it?

- ❖ What will happen if you swallow the food directly without chewing it properly?

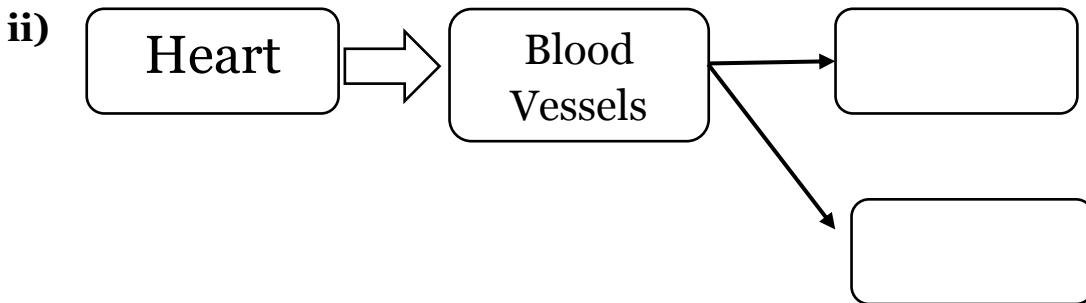
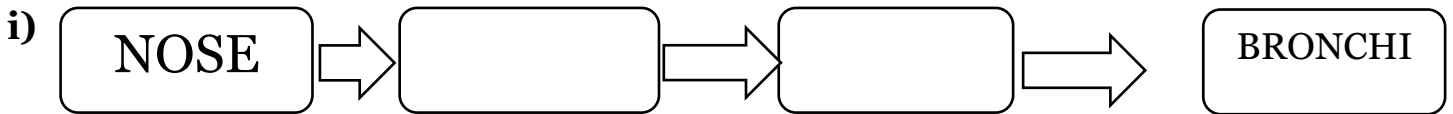


- ❖ Now take another piece or some rice and chew it thirty to thirty-two times.
- ❖ Was there any change in the taste after chewing so many times?

- ❖ Where will the food go after chewing it?


- ❖ What will happen when the food reaches the stomach?

Activity-4 Complete the flowchart:




Activity -5 Let's know different dance forms

Find out names of different folk dances of India and the state they belongs to.





SOLVE CROSSWORDS



ACROSS

- 1 An input device
- 5 The _____ is a mean of sending information to the computer.
- 6 International Business Machines
- 11 A single-user computer containing a central processing unit (CPU) and one or more memory circuits.
- 12 An output device
- 14 The brain of the computer.
- 17 A mechanical device for printing a computer's output on paper.
- 18 change the case of the letter when pressed.
- 19 These are the devices that the sounds come out of which are sometimes built into the monitor.

DOWN






- 2 change the case of the letter when pressed.
- 3 Any hardware unit that is either part of, or is connected to, your PC
- 4 Read-Only Memory
- 7 A video display terminal.
- 8 _____ are found on the right side of the keyboard and act much like a calculator pad,
- 9 To start up a computer
- 10 Small, lightweight, portable battery-powered computers that can fit onto your lap.
- 13 Random Access Memory
- 15 The process of transferring information from a computer to a web site
- 16 A system of interconnected computers.

WORD BANK: BIT, BOOT, CAPSLOCK, CPU, DEVICE, IBM, KEYBOARD, LAPTOP, MONITOR, MOUSE, NETWORK, NUMERIC KEYS, PERSONAL COMPUTER, PRINTER, RAM, ROM, SHIFT, SPEAKERS,



UPLOAD.

➔ Identify the devices and write from which category it belongs.

DEVICE	NAME	INPUT / OUTPUT / STORAGE
		
		
		
		
		

➔ Prepare a chart on a topic “Versions of Windows”, Use appropriate picture of each version along with its brief information.

➔ Make a banner on Father’s Day in Word and bring print on A4 sheet. Kindly follow instructions:

- i. Open, Click the File Menu
- ii. Click New (for New Document)
- iii. Search for Father's Day Templates
- iv. Select a Template
- v. Click the Create Button
- vi. Look at the Template Formed
- vii. Check the Card Layout
- viii. Customize the Card
- ix. Edit the Text.
- x. Print the card.



